



# Converting a bath tub to a walk-in shower?

OS&B® offers a complete selection of Side Outlet Shower Drains giving you more installation options than ever.

Gone are the days of losing time and money by having to break up a concrete floor to convert a bath tub to a walk-in shower.

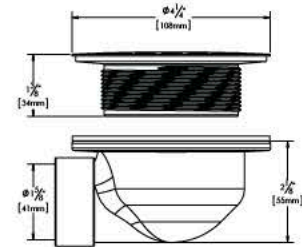
**Your job just got easier®**



# For Molded (preformed) Bases

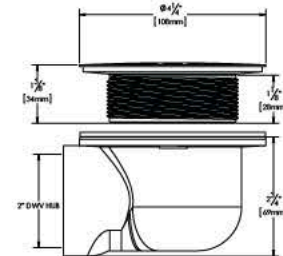
## SD370(-SS/BN/MBL) 2pc 1-1/2" Brass Side Outlet Shower Drain for use with molded Shower Bases

- Low profile ABS round thread-in Flange
- Cast Brass Underbody
- 1-1/2" Copper DWV Hub Connection
- Round 4-1/4" Screw-in Stainless Steel (SD370-SS), Brushed Nickel (SD370-BN) or Matte Black (SD370-MBL) Grate
- cCSAus meets UPC Certified\*



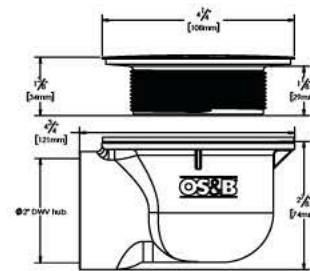
## SD372(-SS/BN/MBL) 2pc 2" Brass Side Outlet Shower Drain for use with molded Shower Bases

- Low profile ABS round thread-in Flange
- Cast Brass Underbody
- 2" Copper DWV Hub Connection
- Round 4-1/4" Screw-in Stainless Steel (SD372-SS), Brushed Nickel (SD372-BN) or Matte Black (SD372-MBL) Grate
- cCSAus meets UPC Certified\*



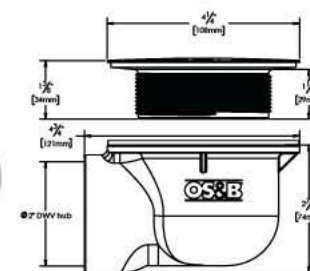
## SD353(-SS/BN/MBL) 2pc 2" ABS Side Outlet Shower Drain for use with molded Shower Bases

- Low profile ABS round thread-in Flange
- ABS Underbody
- 2" ABS DWV Hub Connection
- Round 4-1/4" Screw-in Stainless Steel (SD353-SS), Brushed Nickel (SD353-BN) or Matte Black (SD353-MBL) Grate
- cCSAus meets UPC Certified\*



## SD352(-SS/BN/MBL) 2pc 2" PVC Side Outlet Shower Drain for use with molded Shower Bases

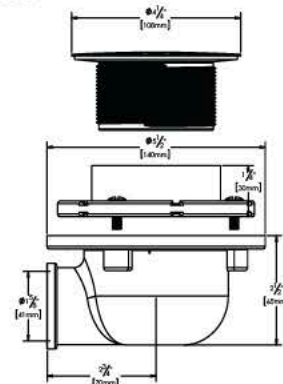
- Low profile PVC round thread-in Flange
- PVC Underbody
- 2" PVC DWV Hub Connection
- Round 4-1/4" Screw-in Stainless Steel (SD352-SS), Brushed Nickel (SD352-BN) or Matte Black (SD352-MBL) Grate
- cCSAus meets UPC Certified\*



# For Tile Bases - 1-1/2"

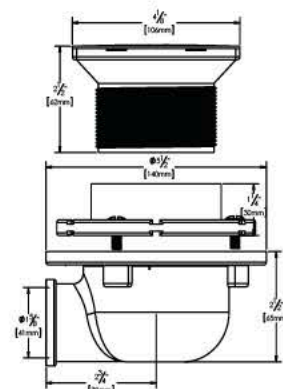
## SD470(-SS/BN/MBL) 3pc 1-1/2" Round Brass Side Outlet Shower Drain for use with tile Shower Bases

- Low profile brass Underbody
- Extra-long ABS round Thread-in Flange for deeper installations
- Reversible ABS Clamping Collar allows for increased adjustability (2-1/4" max)
- 1-1/2" Copper DWV Hub Connection
- 3 solid brass Bolts
- Round 4-1/4" Screw-in Polished Stainless Steel (SD470-SS), Brushed Nickel (SD470-BN) or Matte Black (SD470-MBL) Grate
- cCSAus meets UPC Certified\*



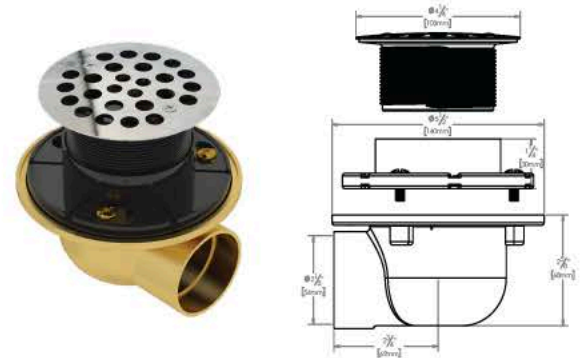
## SD480(-SS/BN/MBL) 3pc 1-1/2" Square Brass Side Outlet Shower Drain for use with tile Shower Bases

- Low profile brass Underbody
- Extra-long ABS square Thread-in Flange for deeper installations
- Reversible ABS Clamping Collar allows for increased adjustability (2-1/4" max)
- 1-1/2" Copper DWV Hub Connection
- 3 solid brass Bolts
- Square 4-1/8" x 4-1/8" Snap-in Polished Stainless Steel (SD480-SS), Brushed Nickel (SD480-BN) or Matte Black (SD480-MBL) Grate
- cCSAus meets UPC Certified\*



## SD472(-SS/BN/MBL) 3pc 2" Round Brass Side Outlet Shower Drain for use with tile Shower Bases

- Low profile brass Underbody
- Extra-long ABS round Thread-in Flange for deeper installations
- Reversible ABS Clamping Collar allows for increased adjustability (2-1/4" max)
- 2" Copper DWV Hub Connection
- 3 solid brass Bolts
- Round 4-1/4" Screw-in Polished Stainless Steel (SD472-SS), Brushed Nickel (SD472-BN) or Matte Black (SD472-MBL) Grate
- cCSAus meets UPC Certified\*



## SD482(-SS/BN/MBL) 3pc 2" Square Brass Side Outlet Shower Drain for use with tile Shower Bases

- Low profile brass Underbody
- Extra-long ABS square Thread-in Flange for deeper installations
- Reversible ABS Clamping Collar allows for increased adjustability (2-1/4" max)
- 2" Copper DWV Hub Connection
- 3 solid brass Bolts
- Square 4-1/8" x 4-1/8" Snap-in Polished Stainless Steel (SD482-SS), Brushed Nickel (SD482-BN) or Matte Black (SD482-MBL) Grate
- cCSAus meets UPC Certified\*



### Finishes



SS  
Stainless Steel



BN  
Brushed Nickel



MBL  
Matte Black

### \*Certification



\*The "cCSAus Meets UPC" mark means the product conforms to the requirements of the NPC, UPC, IPC and IRC.

## CASE STUDY



# Conference Center Hotel - Atlanta

## Tub to walk-in shower conversion project

It was a nightmare scenario. Any quick resolution would require changes to the approved plans, extraordinary expenses or both... Or so they thought.

Find out how the Side Outlet Shower Drain from OS&B saved this project from the brink of disaster...



Scan the QR Code to read the article\*





**Note:** OS&B® reserves the right to change product pricing, specifications or availability without notice.

**Oakville Stamping & Bending Ltd.**

**T:** 1.905.827.0320 1.877.314.6040 **F:** 1.905.827.6375 1.877.827.6040

OSBSDS0PB-0522

[www.osb.ca](http://www.osb.ca)  
[www.osbplumbing.com](http://www.osbplumbing.com)